

CALL J.U.L.I.E.
BEFORE DIGGING
800-892-0123

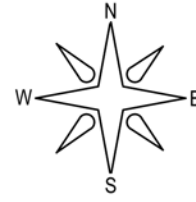
QC/QA CONTRACT

ENGINEERING DIVISION
CITY OF GALESBURG, ILLINOIS

SECTION #	TOTAL SHEETS	SHEET NO.
XX-00XXX-XX-RP	3	1

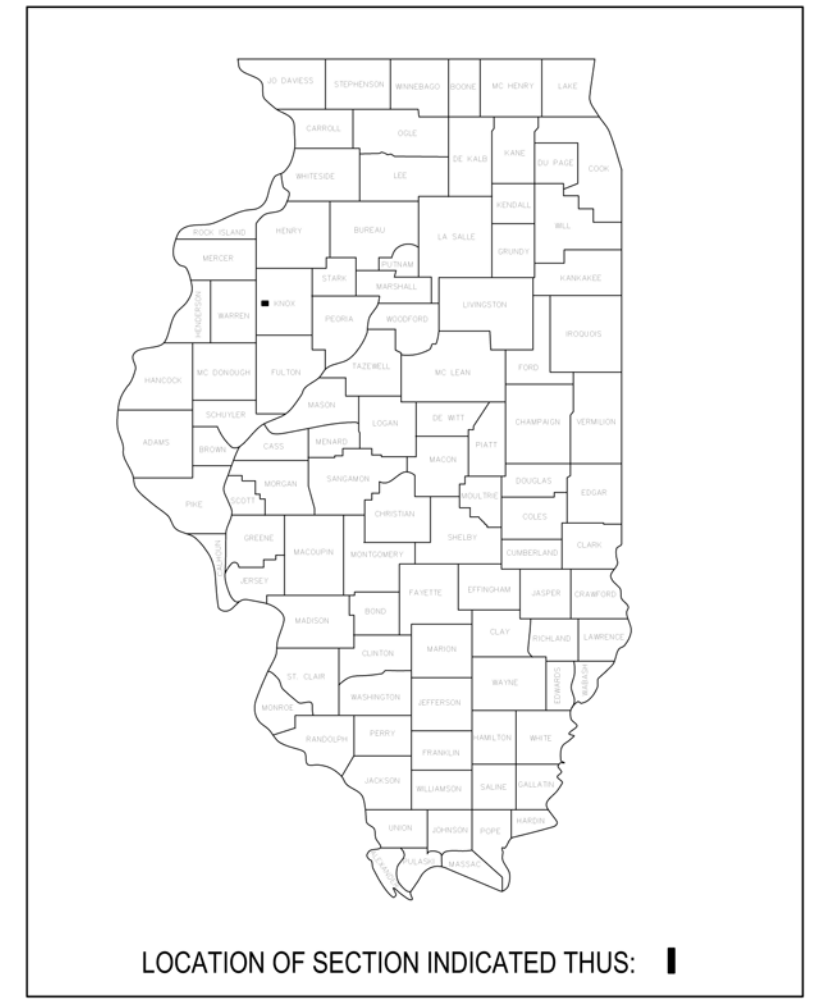
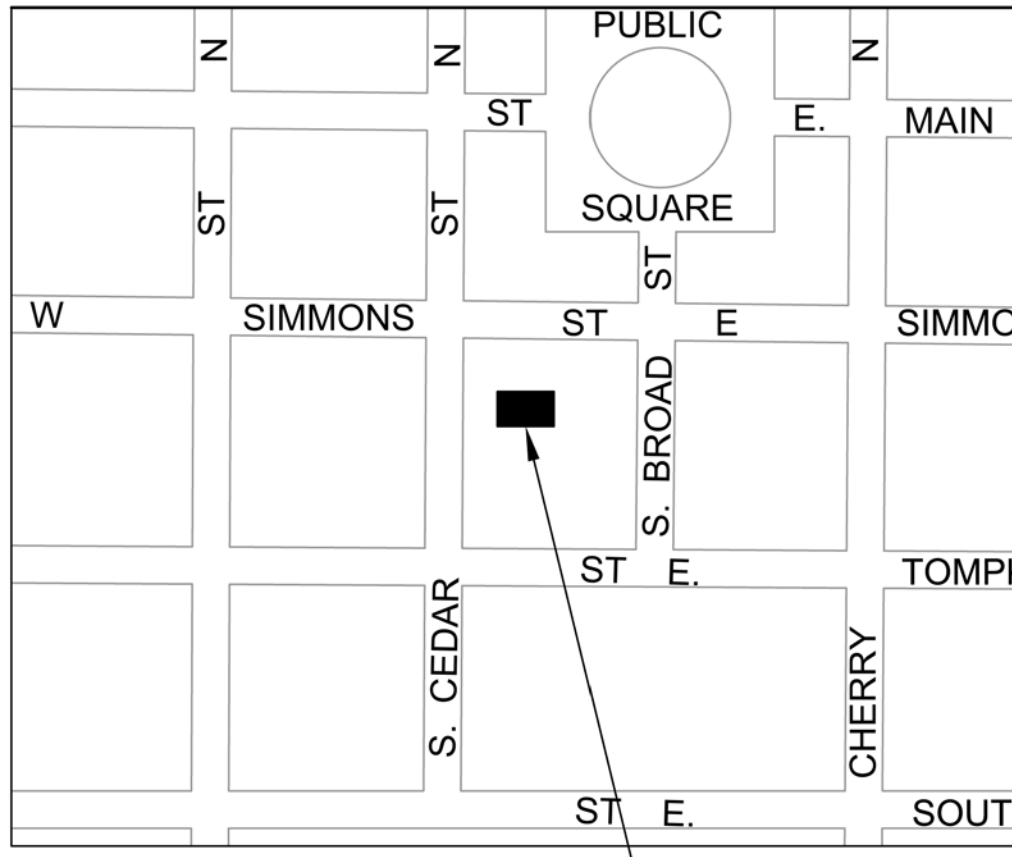
PLANS FOR PROPOSED FIRE DEPARTMENT DRIVEWAY PATCH

PUBLIC SAFETY BUILDING EAST OF SOUTH CEDAR STREET
SECTION NUMBER XX-00XXX-XX-RP
LOCAL FUNDS



GENERAL LOCATION MAP
NOT TO SCALE

TOWNSHIP 11 NORTH, RANGE 1 EAST, SE QUADRANT OF SECTION 11



- INDEX OF SHEETS**
- 1 TITLE SHEET
 - 2 REMOVALS SHEET
 - 3 PLAN SHEET

HIGHWAY STANDARDS
000001-07 STANDARDS SYMBOLS, ABBREVIATIONS, AND PATTERNS
701901-08 TRAFFIC CONTROL DEVICES



CODE NO.	PAY ITEM	UNITS	QUANTITY
21001000	GEOTECHNICAL FABRIC FOR GROUND STABILIZATION	SQ YD	268
35102000	AGGREGATE BASE COURSE, TYPE B 8"	SQ YD	268
42300600	PORTLAND CEMENT CONCRETE DRIVEWAY PAVEMENT, 10 INCH	SQ YD	268
44000200	DRIVEWAY PAVEMENT REMOVAL	SQ YD	268

PROJECT LOCATION
PUBLIC SAFETY BUILDING DRIVEWAY, EAST OF S. CEDAR ST
PROJECT LIMITS: STA. 10+00 TO 10+78 = 78.6 FEET (0.01 MILES)

PROJECT DESCRIPTION:

THIS PROJECT INCLUDES RECONSTRUCTION OF A PORTION OF THE PUBLIC SAFETY BUILDING DRIVEWAY WITH 10" PORTLAND CEMENT CONCRETE DRIVEWAY PAVEMENT. OTHER WORK INCLUDES NEW PORTLAND CEMENT CONCRETE SIDEWALK, AND OTHER COLLATERAL WORK.

COMMITMENTS: NONE

AARON J. GAVIN, P.E.
P.E. NO. 062-068200
EXP. DATE 11/30/2021

ENGINEERING DIVISION
CITY OF GALESBURG ILLINOIS

APPROVED _____ 2020

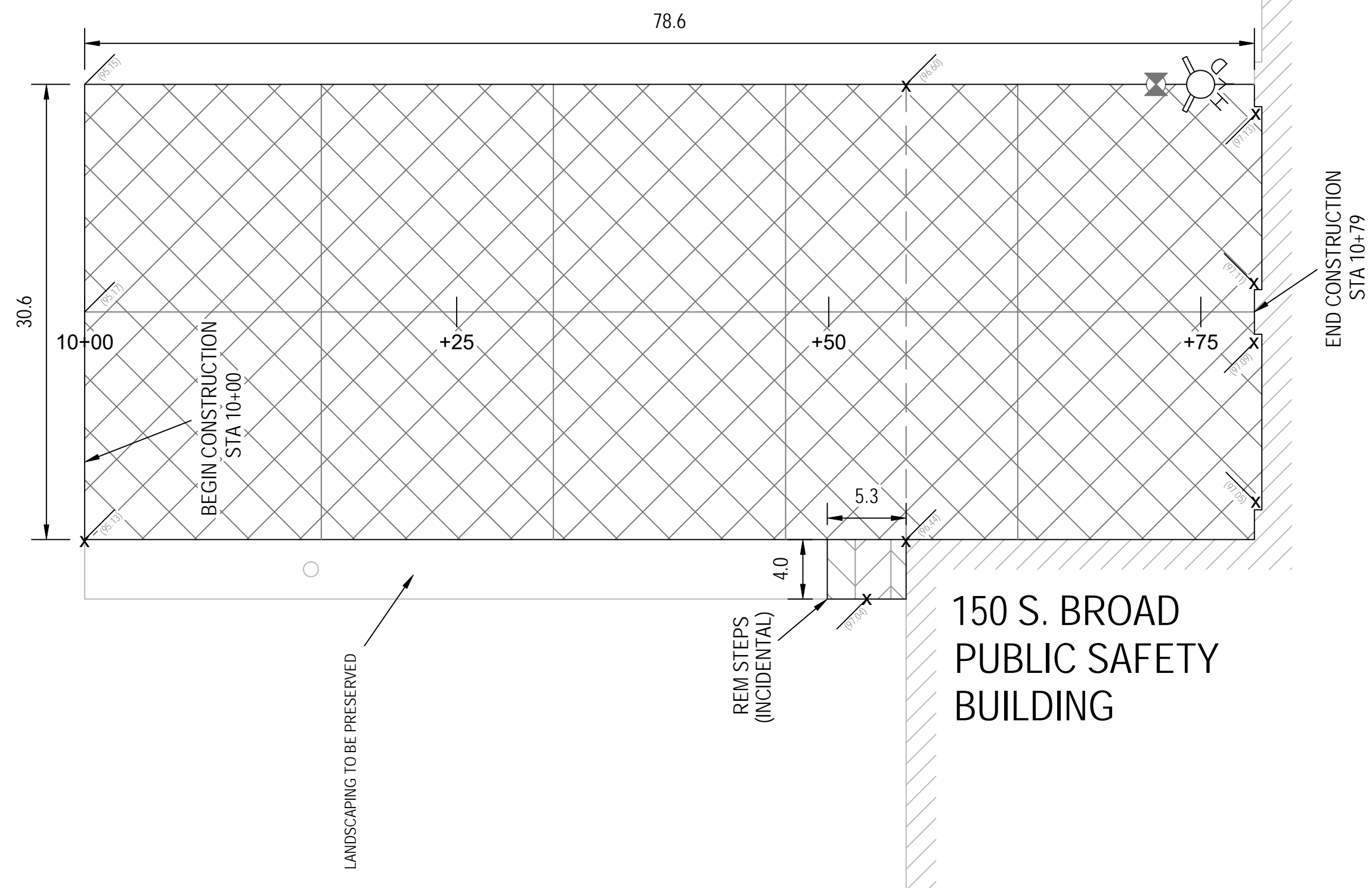
CITY OF GALESBURG, CITY ENGINEER.

TITLE SHEET
FIRE DEPARTMENT DRIVEWAY PATCH
SECTION # XX-00XXX-XX-RP






SECTION #	TOTAL SHEETS	SHEET NO.
20-00XXX-XX-RP	3	2



NOT TO SCALE



LEGEND

-  DRIVE PAVEMENT REM
-  CONC STEP REMOV
-  FIRE HYDRANT
-  WATER VALVE
-  (EXISTING ELEVATION)

BM#1 ELEVATION = 100
 CHISELED X IN FIRE HYDRANT OPERATING NUT

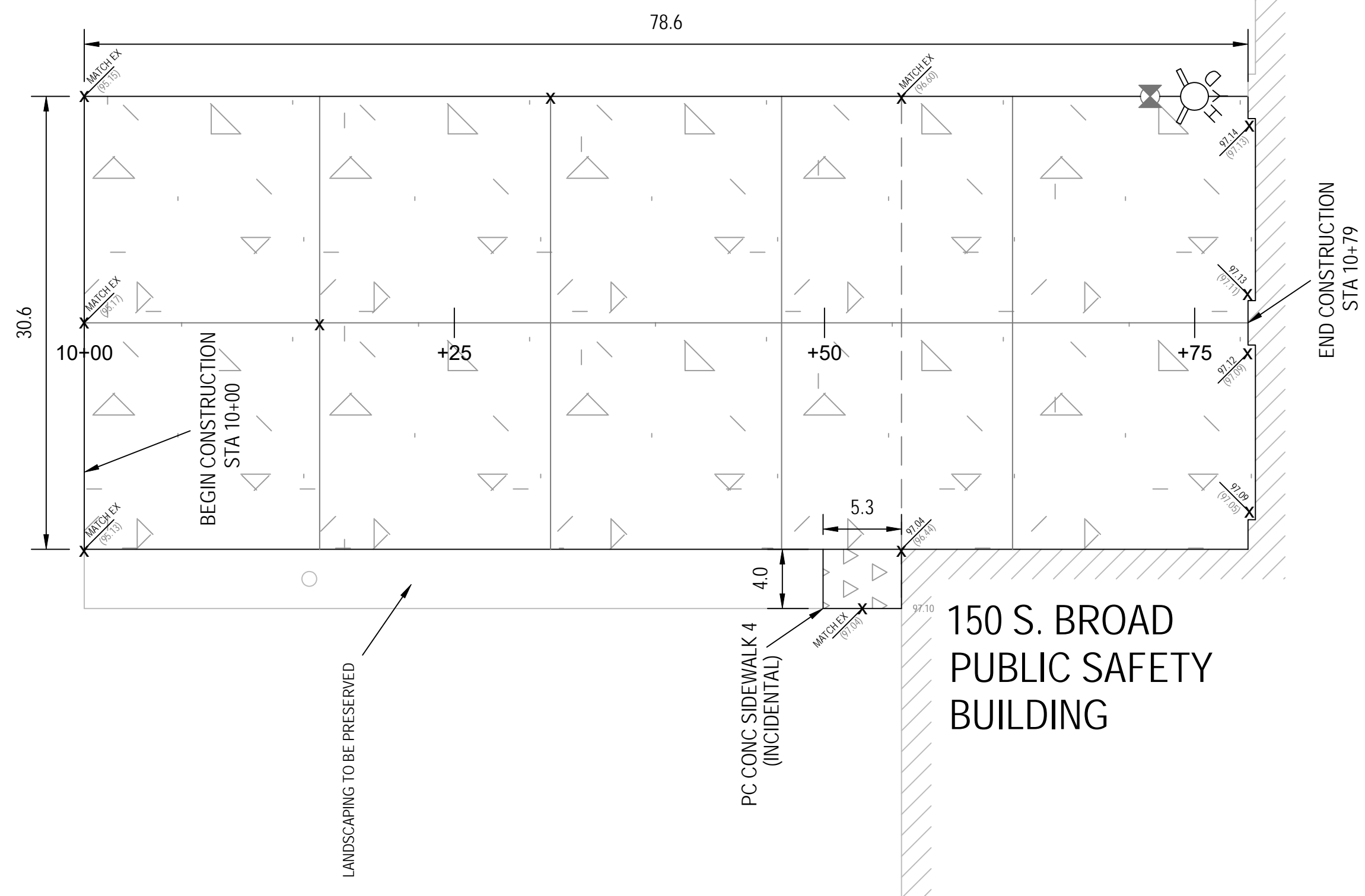
REMOVAL SHEET
 STA. 10+00 TO 10+79

FIRE DEPT DRIVEWAY PATCH
 SECTION #XX-00XXX-XX-RP

SECTION #	TOTAL SHEETS	SHEET NO.
20-00XXX-XX-RP	3	3



NOT TO SCALE



LEGEND

- PCC DRIVEWAY PAVT 10
- PC CONC SIDEWALK 4
- FIRE HYDRANT
- WATER VALVE

PROPOSED ELEVATION
(EXISTING ELEVATION)

BM#1 ELEVATION = 100
 CHISELED X IN FIRE HYDRANT OPERATING NUT

PLAN SHEET
 STA. 10+00 TO 10+79

FIRE DEPT DRIVEWAY PATCH
 SECTION #XX-00XXX-XX-RP